



# Kentucky High School Athletic Association

2280 Executive Drive ° Lexington, KY 40505 ° www.khsaa.org ° (859)299-5472 (859)293-5999 (fax)

## MEMORANDUM

To: Superintendent, Principal, and Athletic Director  
Danville High School

From: Brigid L. DeVries, Commissioner  
Larry Boucher, Assistant Commissioner *LB*


Date: June 15, 2004

Subject: 2003-2004 Title IX Annual Report Forms Submission

Enclosed please find a copy of Form T-65, The 2003-2004 Title IX Annual Report Forms Checklist. In addition, you may find an attachment with corrected copies of the forms submitted by your school personnel. Please review this information so the forms can be completed accurately in the future.

Also, KHSAA Audit Staff may have requested a re-submission of some of the 2003-2004 Annual Report Forms or need additional information on your athletic programs. Please submit this information by the date requested if this is applicable. Copies and all KHSAA Title IX documents must be kept current and included in your permanent Title IX File at the school. All documents are subject to Open Records Requests.

Should you need any further information, please do not hesitate to call anytime.



## MEMORANDUM

TO: KHSAA Member School Superintendents, Principals, and Athletic Directors

FROM: Brigid L. DeVries, Commissioner  
Larry Boucher, Assistant Commissioner

DATE: June 15, 2004

RE: 2004 Title IX Forms Submission

School	Danville High School	Reviewed by	Phyllis Catlett
--------	----------------------	-------------	-----------------

The following is a status report regarding the required 2003 - 2004 Title IX submission of forms due in to the KHSAA office by April 15, 2004. Appropriate audit personnel have reviewed these forms and the following is a summary of this review.

I. Checklist of Forms properly submitted in a satisfactory manner:

✓	GE 19 (Annual Verification)	✓	T-36 (Budget Expenses)
✓	T-1 (Summary Program Chart 1)	✓	T-41 (Checklist – Overall Interscholastic Program)
✓	T-2 (Summary Program Chart 2)	✓	T-60 (Corrective Action Plan)
✓	T-3 (Summary Program Chart 3)	✓	T-63 (Interscholastic Survey Results)
✓	T-4 (Summary Program Chart 4)	✓	T-68 (Five Year Summary)
✓	T-35 (Budget Expenses)		

II. Status

A.		2003 – 2004 Forms are satisfactory and no further information or action is necessary at this time.
B.	✓	<p>Errors have been noted with respect to the following forms:</p> <ul style="list-style-type: none"> <li>▪ Form T-2</li> <li>▪ Form T-63</li> </ul> <p>Corrected copies of these forms have been returned to you for placement in your permanent Title IX file to ensure proper submission in the future.</p>
C.		The following forms were omitted and must be submitted by school representatives:
D.	✓	<p>Other Recommendation and Comments:</p> <ul style="list-style-type: none"> <li>▪ It is recommended that students be placed on the Gender Equity Review Committee, and that they be active members of the Committee.</li> <li>▪ Students in grade twelve should not be surveyed.</li> <li>▪ Enrollment for middle school should not be included in this report. This is a report for high school only (see Form T-63).</li> <li>▪ Do not alter this report in the future in any way.</li> <li>▪ Thanks for your hard work. Have a great summer.</li> </ul>

## ACCOMMODATION OF INTERESTS AND ABILITIES

## SUMMARY PROGRAM CHART 2


## Participation Opportunities Test Two

			Column 1	Column 2	Column 3	Column 4	Column 5
Program			Number of Teams Currently Offered	Number of Participants	Number of Teams Added in Last Five Years	Number of Participants Added in Last Five Years	Percent of Total Participation By Sex Added in Last 5 Years
GIRLS	Row 1	varsity:	8	120	1	3	
	Row 2	j.v.:	5	49	0	0	
	Row 3	frosh:	0	0	0	0	
	Row 4	total:	13	169	1	3	18 1.8%
BOYS	Row 5	varsity:	10	189	0	0	
	Row 6	j.v.:	6	89	0	0	
	Row 7	frosh:	1	12	0	0	
	Row 8	total:	17	290	0	0	0

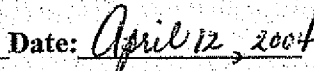
- 1) For Column 1, list the number of interscholastic teams offered for girls and boys at each competitive level (varsity, junior varsity, and freshman). For girls, total each of the entries in Rows 1, 2, and 3 into Row 4. For boys, total Rows 5, 6, and 7 into Row 8.
- 2) For Column 2, list the number of participants at each level. For girls, total each of the entries in Rows 1, 2, and 3 into Row 4. For boys, total Rows 5, 6, and 7 into Row 8. **Note:** The totals in Row 4 for girls and in Row 8 for boys must be the same as the totals in Form T-1, Column 3, Rows 1 and 2 respectively.
- 3) For Column 3, list the number of interscholastic teams that have been added in the last five years at each competitive level. Count each team added during the 5 year period only one time. e.g. Girl's junior varsity soccer was added 3 years ago, count the team only once, not 3 times. For girls, total the entries in Rows 1, 2, and 3 into Row 4. For boys, total Rows 5, 6, and 7 into Row 8.
- 4) For Column 4, list the number of participants that are currently on each level of the teams that were added in the last five years. If a team was added previously but no longer exists, there are no current participants to be added for that team. For girls, total the entries in Rows 1, 2, and 3 into Row 4. For boys, total Rows 5, 6, and 7 into Row 8.
- 5) For Column 5, calculate the percentage of participants that have been added in the last five years. For girls, take the number in Column 4, Row 4 and divide by the number in Column 2, Row 4. For boys, take the number in Column 4, Row 8 and divide it by the number in Column 2, Row 8.

Note: If the percentage of current participants added in the last five years is 25% or greater, compliance with test two may be possible. If less than 25%, then compliance with test three should be analyzed. **CAUTION:** 25% is not a formal compliance standard.

Principal's Signature: \_\_\_\_\_



Date: \_\_\_\_\_



**2003-2004 INTERSCHOLASTIC ATHLETICS SURVEY**  
**Summary of Student Responses**

<b>School Name</b>	Danville High School Bate Middle School ✓ <i>do not include</i>
<b>School Enrollment</b>	Danville High School - 490 Bate Middle School - 452 ✓ " " "
<b>Date</b>	March 2004
<b>Completed By</b>	Christel Belcher, Chairperson, Gender Equity/Title IX Committee School Personnel

**Instructions:**

1. Summarize the Student Athletics Interest Surveys Form T-61 by listing the total number of responses on the line next to each sport.
2. Under the Other Category please provide a listing of the sports as well as the number of students who are interested in participating.
3. Please sign and date the Summary Form (T-63) and mail the Summary Form only to the KHSAA by April 15, 2004. Do not mail the student surveys (Form T-61). However, these Forms should be maintained in your files in the event they are requested subsequently.

566 Number of Surveys

566 Total Returned (*A minimum of 80% return is expected*)

6-12 Grades Surveyed

How Was The Survey Administered? All Grade Level Classes in Required Courses  
(e.g. was it given in all English classes, or all home rooms, or advisee/advisor?)

Fall Sports (List Total Number of Participation Responses)

9 Cross Country (Girls)

21 Cross Country (Boys)

NA Field Hockey (Girls) ✓

101 Football (Boys)

2 Golf (Girls)

5 Golf (Boys)

37 Soccer (Girls)

37 Soccer (Boys)

8 NA Volleyball (Girls) ✓

NA Volleyball (Boys)

Winter Sport (List Total Number of Participation Responses)

24 Basketball (Girls)

72 Basketball (Boys)

NA Gymnastics (Girls)

6 Indoor Track (Girls and Boys)

22 Swimming & Diving (Girls and Boys)

14 Wrestling (Boys)

Spring Sport (List Total Number of Participation Responses)

- 41 Baseball (Boys)
- 23 Fast Pitch Softball (Girls)
- NA Slow Pitch Softball (Girls)
- 13 Tennis (Girls)
- 13 Tennis (Boys)
- 42 Track (Girls)
- 37 Track (Boys)
- 31 Cheerleading (Girls)

*do not add to this report*

Other Sports (From Student Survey T-61 Question 10)

Sport - # of Students Interested      Sport - # of Students Interested

- |                    |                       |
|--------------------|-----------------------|
| Football - 187     | Swimming - 4          |
| Boys' Soccer - 4   | Baseball - 4          |
| Girls' Soccer - 10 | Softball - 16         |
| Boys' Golf - 3     | Boys' Track - 5       |
| Boys' CC - 2       | Girls' Track - 9      |
| Girls' CC - 4      | Girls' Tennis - 4     |
| Boys' BB - 15      | Cheerleading - 8      |
| Girls' BB - 20     | <u>Volleyball - 8</u> |
| Wrestling - 6      | Dance - 2             |



Number of Students who participate in Intramural Sports.  
(From Student Survey T-61 Question 5)

<u>Sport</u>	<u>Number</u>
<u>Not Applicable</u>	_____
_____	_____
_____	_____
_____	_____
_____	_____

List Intramural Sports students are interested in adding:  
(From Student Survey T-61 Question 6)

<u>Sport</u>	<u>Number</u>
<u>Not Applicable</u>	_____
_____	_____
_____	_____
_____	_____
_____	_____



**2003-2004 KENTUCKY HIGH SCHOOL ATHLETIC ASSOCIATION  
ANNUAL VERIFICATION OF TITLE IX PROCEDURES  
(To be submitted by April 15, 2004 along with other required forms)**

APR 14 2004

Danville High School, Danville, KY 40422

certifies to the Kentucky High School Athletic Association that the following is an accurate and true representation of the facts surrounding compliance with 20 U.S.C. Sections 1681-1688, et. Seq. (also known as Title IX).

**I certify the following provisions in accordance with records at the school contained in the permanent Title IX file, and to the best of my knowledge have completed the following tasks. (All boxes must be checked)**

Established a gender equity committee at the high school. (list committee personnel and provide attachment if necessary)

Name	Address	Phone	Title
------	---------	-------	-------

**SEE ATTACHED LIST**

Scheduled a minimum of three meetings during the 2003-2004 school year on the following dates:

1. August 13, 2003
2. December 17, 2003
3. March 17, 2004
4. May 19, 2004

Designated the following person(s) as the Title IX coordinator for the district:

<u>David R. Davis</u>	<u>Director of Admin. Services</u>	<u>152 E. M. L. King Blvd.</u>	<u>859.936.8503</u>
Name	Title	Address	Phone

School personnel are continuing to make periodic reviews of the boys and girls athletics program reflected in the Corrective Action Plan.

In addition to the above information, the above referenced school maintains a complete permanent file relative to Title IX records including copies of the self-assessment audit, all corrective action plans, and other related materials.

Angela H. Holman  
Principal's Signature

April 12, 2004  
Date

Robert E. Rowland  
Superintendent's Signature

Jean K. Crowley  
School Board Chairperson's Signature

(Send original copy to KHSAA - Maintain duplicate in Title IX school folder)

# DANVILLE SCHOOLS

*"Tradition, Innovation and Excellence"*

## DANVILLE HIGH SCHOOL

### GENDER EQUITY COMMITTEE 2003-2004 SCHOOL YEAR

<u>NAME</u>	<u>ROLE</u>	<u>ADDRESS (Danville, KY 40422)</u>	<u>PHONE #</u>
Christel Belcher, Co-chair	Former Cheerleader Sponsor, DHS District Special Education Facilitator	203 E. Lexington Ave.	859.238.1308
Kim Hawkins	Asst. Coach, DHS Girls Basketball	203 E. Lexington Ave.	859.238.1308
Sam Harp	Athletic Director, DHS	203 E. Lexington Ave.	859.238.1327
Jay Reynolds	Coach, DHS Girls Tennis	203 E. Lexington Ave.	859.238.1308
Sadie Gambrel	Coach, DHS Girls Track/Parent	1408 W. Walnut St.	859.236.6634
Michael Lauer	Coach, DHS Girls Soccer	203 E. Lexington Ave.	859.238.1308
Justin Schommer	Coach, DHS Girls Basketball	203 E. Lexington Ave.	859.238.1308
Craig Phippen	Coach, DHS Boys Basketball	203 E. Lexington Ave.	859.238.1308
Jerry Perry	Coach, DHS Girls Softball	203 E. Lexington Ave.	859.238.1308
Amy Tracy	Teacher, DHS	614 E. Main St.	859.238.970
Bridgette Milby	Parent, Bate Middle School	513 Carrigan Dr.	859.936.5570-H
Delphine Cloyd	Parent, DHS	203 E. Lexington Ave.	859.238.1319
Gary Reynolds	Coach, DHS Boys Soccer	203 E. Lexington Ave.	859.238.1308
Claire Caudill	Student, DHS	152 E. Martin Luther King Blvd.	859.936.8503
David R. Davis	District Title IX Coordinator	203 E. Lexington Ave.	859.936.8402
Angela Johnson, Ex-Officio Member	Principal, DHS	203 E. Lexington Ave.	859.936.8403
Win Smith, Ex-Officio Member	Assistant Principal, DHS	203 E. Lexington Ave.	859.936.8403

#### **Purpose of the Gender Equity Committee**

The purpose of the Gender Equity Committee is to review athletic and recreational programs on an annual basis and make recommendations to the superintendent and the Danville Board of Education that ensure equity in these programs in compliance with Title IX.

#### **Membership of the Gender Equity Committee**

The membership of the Gender Equity Committee shall include at least the following: the District Title IX Coordinator; the high school athletic director; coaches from high school athletic teams or cheerleader squads; and high school parents. The high school principal and the assistant principal shall be ex-officio members of the committee.

**2003-2004**  
**ACCOMMODATION OF INTERESTS AND ABILITIES**  
**SUMMARY PROGRAM CHART 1**

KHSAA  
 Form T1  
 Rev. 8/03

**Participation Opportunities Test One**

		(Column 1)	(Column 2)	(Column 3)	(Column 4)
	Program	Enrollment	Percentage of Total Enrollment	Number of Interscholastic Participants (double and triple count)	Percentage of Total Participation
Row 1	GIRLS	202	42	169	.37
Row 2	BOYS	283	58	290	.63
Row 3	Totals	485	100%	459	100%

Instructions:

\*Number of 8<sup>th</sup> grade students & below used in Column 3 and Column 4 calculations if applicable: 14

- Determine the total number of girls enrolled, (place in Row 1, Column 1). 2 girls  
 Determine the total number of boys enrolled, (place in Row 2, Column 1). 12 boys
- Add the total number of girls and boys enrolled to determine total enrollment, (place in Row 3, Column 1).
- Calculate the percentage of total enrollment that is female. (Divide Row 1, Column 1 by row 3, Column 1 and place in Row 1, Column 2.) Calculate the percentage of total enrollment that is male. (Divide Row 2, Column 1 by Row 3, Column 1 and place in Row 2, Column 2.) Note: Row 1, Column 2 plus Row 2, Column 2 should total 100%.
- Ask the head coaches to review the most updated eligibility or squad lists for their teams. Ask coaches to confirm the names of those individuals who are on the team as of the first **date of competition**, and cross out the names of those who were cut from the team or quit the team prior to the first competitive event. Determine the total number of interscholastic athletics participants that are girls, (and place in Row 1, Column 3). In order to determine the total number of athletics participants, an individual should be counted each time he or she participates on a team. For example, if Jane Doe competes on the varsity volleyball team, the junior varsity volleyball team, the junior varsity basketball team, and the varsity softball team, she should be counted as four participants (**do not include club or intramural sports participants, cheerleaders, dance teams, or pom squads**). Calculate the same way for boys and girls. \* In addition, should 8<sup>th</sup> grade students and below play on a Freshman, Junior Varsity, or Varsity team, they should also be counted for each team and sport on which they participate. If applicable, please asterisk the above notation as to how many 8<sup>th</sup> grade students & below are included in the totals. Using the same procedure, determine the total number of interscholastic athletic participants that are boys, (and place in Row 2, Column 3). Add Row 1, Column 3 plus Row 2, Column 3 to get total participants and place in Row 3, Column 3.
- Calculate the percentage of female participation. (Row 1, Column 3 divided by Row 3, Column 3 and place in Row 1, Column 4.)  
 Calculate the percentage of male participation. (Row 2, Column 3 divided by Row 3, Column 3 and place in Row 2, Column 4.) Note: Row 1, Column 4 plus Row 2, Column 4 should total 100%.

Note: While being within three percent is not a formal compliance standard; if the percent listed in Row 1, Column 4 is within 3% of Row 1, Column 2, then it provides a good target within which compliance is likely.

Principal's Signature: Angela H. Johnson Date: April 12, 2004



**ACCOMMODATION OF INTERESTS AND ABILITIES**

**SUMMARY PROGRAM CHART 2**

**Participation Opportunities Test Two**

			Column 1	Column 2	Column 3	Column 4	Column 5
Program			Number of Teams Currently Offered	Number of Participants	Number of Teams Added in Last Five Years	Number of Participants Added in Last Five Years	Percent of Total Participation By Sex Added in Last 5 Years
<b>GIRLS</b>	Row 1	varsity:	8	120	1	3	
	Row 2	j.v.:	5	49	0	0	
	Row 3	frosh:	0	0	0	0	
	Row 4	total:	13	169	1	3	.18 1.8%
<b>BOYS</b>	Row 5	varsity:	10	189	0	0	
	Row 6	j.v.:	6	89	0	0	
	Row 7	frosh:	1	12	0	0	
	Row 8	total:	17	290	0	0	0

- 1) For Column 1, list the number of interscholastic teams offered for girls and boys at each competitive level (varsity, junior varsity, and freshman). For girls, total each of the entries in Rows 1, 2, and 3 into Row 4. For boys, total Rows 5, 6, and 7 into Row 8.
- 2) For Column 2, list the number of participants at each level. For girls, total each of the entries in Rows 1, 2, and 3 into Row 4. For boys, total Rows 5, 6, and 7 into Row 8. **Note:** The totals in Row 4 for girls and in Row 8 for boys must be the same as the totals in Form T-1, Column 3, Rows 1 and 2 respectively.
- 3) For Column 3, list the number of interscholastic teams that have been added in the last five years at each competitive level. Count each team added during the 5 year period only one time. e.g. Girl's junior varsity soccer was added 3 years ago, count the team only once, not 3 times. For girls, total the entries in Rows 1, 2, and 3 into Row 4. For boys, total Rows 5, 6, and 7 into Row 8.
- 4) For Column 4, list the number of participants that are currently on each level of the teams that were added in the last five years. If a team was added previously but no longer exists, there are no current participants to be added for that team. For girls, total the entries in Rows 1, 2, and 3 into Row 4. For boys, total Rows 5, 6, and 7 into Row 8.
- 5) For Column 5, calculate the percentage of participants that have been added in the last five years. For girls, take the number in Column 4, Row 4 and divide by the number in Column 2, Row 4. For boys, take the number in Column 4, Row 8 and divide it by the number in Column 2, Row 8.

Note: If the percentage of current participants added in the last five years is 25% or greater, compliance with test two may be possible. If less than 25%, then compliance with test three should be analyzed. **CAUTION:** 25% is not a formal compliance standard.

Principal's Signature: Angela Johnson Date: April 12, 2004

2003-2004  
**ACCOMMODATION OF INTERESTS AND ABILITIES**  
**SUMMARY PROGRAM CHART 3**

**Participation Opportunities Test Three**

FOR ANY QUESTION ANSWERED "YES" IDENTIFY THE RESPECTIVE SPORT(S).

	GIRLS (Yes / No)		BOYS (Yes / No)
1. For a sport not currently played at the interscholastic level (varsity, junior varsity, or freshman) in your school, is there an intramural team offered for that sport?	No		No
2. For a sport <u>not</u> currently offered in your interscholastic athletics program, is there sufficient interest to form a viable interscholastic team based on participation on an intramural team or community recreation teams?	No		No
3. For a sport <u>not</u> currently offered, is there sufficient interest to form a viable interscholastic team based on student responses from the interscholastic survey?	No		No
4. For a sport currently offered at the varsity level only, is there sufficient interest to form a viable team for a junior varsity, or freshman team that is not currently offered?	No		No
5. For a sport currently offered at the junior varsity or freshman level is there sufficient interest to form a varsity team not currently offered?	No		No
6. If you answered YES to question (1), (2), (3), (4), or (5), are there enough high schools in your geographic area offering the sport (at the appropriate level) to allow for the development of a reasonable schedule of competition?	NA		NA

Principal's Signature: Angela H Johnson Date: April 12, 2004

**2003-2004**  
**ACCOMODATION OF INTERESTS AND ABILITIES**  
**SUMMARY PROGRAM CHART 4**

**Levels of Competition Test One**

		Column 1	Column 2	Column 3
Girls	Team Levels	Number of Teams Currently Offered	Number of Participants	Percentage of Participants at Each Level
Row 1	varsity:	8	120	.71
Row 2	j.v.:	5	49	.29
Row 3	frosh:	0	0	0
Row 4	total:		169	100%
<b>Boys</b>				
Row 5	varsity:	10	189	.65
Row 6	j.v.:	6	89	.31
Row 7	frosh:	1	12	.04
Row 8	total:		290	100%

- 1) Column 1, list the number of interscholastic teams offered for girls and boys at each competitive level; varsity, junior varsity, and freshman. (Refer to Form T-2, Accommodation of Interests and Abilities, Summary Program Chart 2, Column 1.)
- 2) For Column 2, list the number of participants at each level. For girls, total the entries in Rows 1, 2, and 3 into Row 4. For boys, total the entries in Rows 5, 6, and 7 into Row 8. (Refer to Form T-2, Accommodation of Interests and Abilities, Summary Program Chart 2, Column 2.)
- 3) For Column 3, calculate the percentage of female and male participants at each level.  
For girls' varsity, junior varsity, and frosh, respectively:
  - Divide Column 2, Row 1 by Column 2, Row 4, and place the percentage in Column 3, Row 1.
  - Divide Column 2, Row 2 by Column 2, Row 4, and place the percentage in Column 3, Row 2.
  - Divide Column 2, Row 3 by Column 2, Row 4, and place the percentage in Column 3, Row 3.
  -
 For boys' varsity, junior varsity, and frosh, respectively:
  - Divide Column 2, Row 5 by Column 2, Row 8, and place the percentage in Column 3, Row 5.
  - Divide Column 2, Row 6 by Column 2, Row 8, and place the percentage in Column 3, Row 6.
  - Divide Column 2, Row 7 by Column 2, Row 8, and place the percentage in Column 3, Row 7.

Principal's Signature: Angela H. Johnson Date: April 12, 2004

**BUDGETED AND ACTUAL EXPENDITURES - PROGRAM COMPARISON CHART 1  
TO INCLUDE BOOSTER CLUB FUNDING**

Teams	Equipment and supplies		Travel		Awards		Coaches' salaries (to include supplemental and extended employment)			Facilities improvements			Publications (if sport-specific)		
	B	E	B	E	B	E	B	Index	E	B	E	B	E		
G Basketball	150	2443	1112	2091	125	0	.20	6140							
B Basketball	1982	2720	1129	2286	100	0	.20	7480							
G Softball	395	938	996	504	90	149	.10	3870							
B Baseball	1402	1380	650	727	100	98	.10	3190							
Cross Country G/B	1700	1047	1200	984	200	317	.10	3840							
G Golf	1560	1540	255	416	56	51	.05	2375							
G Soccer	2483	3306	1150	1146	300	157	.20	6360							
B Soccer	2169	1585	1078	1597	300	252	.20	9420							
Swimming G/B	0	1476	288	1356	0	301	.10	3810							

7-7  
Boys  
or  
Girls

*Note: This report has been altered from original report.  
see also, no volleyball (see also 7.35, 7.36)*

2003-2004

KHSAA  
Form 135 and 136  
REV. 8/03

**BUDGETED AND ACTUAL EXPENDITURES - PROGRAM COMPARISON CHART 2  
TO INCLUDE BOOSTER CLUB FUNDING**

Teams	Equipment and supplies		Travel		Awards		Coaches' salaries (to include supplemental and extended employment)		Facilities improvements		Publications (if sport-specific)	
	B	E	B	E	B	E	B	E	B	E	B	E
G & B track Total for Both	2610	2132	1300	1331	200	276	.10 Girls Coach	3180				
<i>WHAT SPORT</i>							.10 Boys Coach	3430				
G tennis	600	499	200	0	100	40	.5	2375				
B tennis	505	1250	0	0	100	40	.5	1860				
B wrestling	1500	782	800	1270	90	66	.10	4060				
B (football)	5721	9152	1188	1812	300	321	.25	10975				
Total - Category		\$ 30250		\$ 15520		\$ 2068		\$ 72365				

1. Budget and expenditures on this 2003-2004 year report due by April 15, 2004, should reflect the total monies budgeted and spent for the entire year of 2002-2003 ending June 30, 2003.

2. "B" is for budgeted dollar amounts and "E" is for actual dollar expenditures.

3. Booster Club Funding/Contributions must be included in the expenditures total.

4. Indicate percentage of total expenditures for each gender: Total Expenditures -- \$ 120,203.00 % for boys 65.4% % for girls 34.6%

Principal's Signature: Angela Johnson Date: April 12, 2004

**2003-2004**  
**BUDGETED AND ACTUAL EXPENDITURES - PROGRAM COMPARISON CHART**  
**TO INCLUDE BOOSTER CLUB FUNDING**

KHSAA  
 Form 135  
 REV. 8/03

	equipment and supplies		travel		awards		coaches' salaries (to include supplemental and extended employment)		facilities improvements		publications (if sport-specific)	
	B	E	B	E	B	E	B	E	B	E	B	E
G basketball	150	2443	1112	2091	125	0	6140	6140	Not App.	Not App.	Not App.	Not App.
B basketball	1982	2720	1129	2286	100	0	7480	7480	Not App.	Not App.	Not App.	Not App.
G softball	395	938	996	504	90	149	3870	3870	Not App.	Not App.	Not App.	Not App.
B baseball	1402	1380	650	727	100	98	3190	3190	Not App.	Not App.	Not App.	Not App.
G cross country	850	523.50	600	492	100	158.50	1920	1920	Not App.	Not App.	Not App.	Not App.
B cross country	850	523.50	600	492	100	158.50	1920	1920	Not App.	Not App.	Not App.	Not App.
G golf	780	770	127.50	208	28	25.50	1187.50	1187.50	Not App.	Not App.	Not App.	Not App.
B golf	780	770	127.50	208	28	25.50	1187.50	1187.50	Not App.	Not App.	Not App.	Not App.
G soccer	2483	3306	1150	1146	300	157	6360	6360	Not App.	Not App.	Not App.	Not App.
B soccer	2169	1585	1078	1597	300	252	9420	9420	Not App.	Not App.	Not App.	Not App.
G swimming	0	738	144	678	0	150.50	1905	1905	Not App.	Not App.	Not App.	Not App.
B swimming	0	738	144	678	0	150.50	1905	1905	Not App.	Not App.	Not App.	Not App.

- Budget and expenditures on this 2003-2004 year report due by April 15, 2004, should reflect the total monies budgeted and spent for the entire year of 2002-2003 ending June 30, 2003.
- "B" is for budgeted dollar amounts and "E" is for actual dollar expenditures.
- Booster Club Funding/Contributions must be included in the expenditures total.
- Indicate percentage of total expenditures for each gender. Total Expenditures \$ \_\_\_\_\_ See T-36 for all totals and % \_\_\_\_\_ % for boys T-36 \_\_\_\_\_ % for girls T-36

Principal's Signature: \_\_\_\_\_

Date: June 1, 2004

**2003-2004**  
**BUDGETED AND ACTUAL EXPENDITURES - PROGRAM COMPARISON CHART 2**  
**TO INCLUDE BOOSTER CLUB FUNDING**

KHSAA  
 Form 136  
 REV. 8/03


Teams	equipment and supplies		travel		awards		coaches' salaries (to include supplemental and extended employment)	facilities improvements		publications (if sport-specific)	
	B	E	B	E	B	E		B	E	B	E
G track	1305	1066	650	665.50	100	138	3180	3180	Not App.	Not App.	Not App.
B track	1305	1066	650	665.50	100	138	3180	3430	Not App.	Not App.	Not App.
G tennis	600	499	200	0	100	40	2375	2375	Not App.	Not App.	Not App.
B tennis	505	1250	0	0	100	40	1860	1860	Not App.	Not App.	Not App.
G volleyball	Not App.	Not App.	Not App.	Not App.	Not App.	Not App.	Not App.	Not App.	Not App.	Not App.	Not App.
B wrestling	1500	782	800	1270	90	66	4060	4060	Not App.	Not App.	Not App.
G (list sport)	Not App.	Not App.	Not App.	Not App.	Not App.	Not App.	Not App.	Not App.	Not App.	Not App.	Not App.
B (football)	5721	9152	1188	1812	300	321	10975	10975	Not App.	Not App.	Not App.
G (list sport)	Not App.	Not App.	Not App.	Not App.	Not App.	Not App.	Not App.	Not App.	Not App.	Not App.	Not App.
B (list sport)	Not App.	Not App.	Not App.	Not App.	Not App.	Not App.	Not App.	Not App.	Not App.	Not App.	Not App.

- Budget and expenditures on this 2003-2004 year report due by April 15, 2004, should reflect the total monies budgeted and spent for the entire year of 2002-2003 ending June 30, 2003. **\*\*Note: Total Expenditures and Percentages below are for combined for Forms T-35 and T-36.**
- "B" is for budgeted dollar amounts and "E" is for actual dollar expenditures.
- Booster Club Funding/Contributions must be included in the expenditures total.
- Indicate percentage of total expenditures for each gender: **Total Expenditures (T-35 & T-36) - \$ 120,203.00** % for boys **65.4%** % for girls **34.6%**

Principal's Signature: \_\_\_\_\_

Date: June 1, 2004

# DANVILLE BOARD of EDUCATION



Danville Schools  
152 E. Martin Luther King Blvd.  
Danville, KY 40422

Phone: 859-936-8500

Fax: 859-238-1330

TO **KHSAA**  
ATTN: Phyllis Catlett

Name: \_\_\_\_\_

Phone Number: 859.299.5472

Fax Number: 859.293.5999

Date Sent: 6/01/2004

Time Sent: \_\_\_\_\_

Number of pages including cover sheet: 3

### FROM

- Patsy Clevenger
- Melanie Ansonge
- Andrea Craft
- David Davis
- Jane Dewey
- Sandy Embree
- Susan Goggin
- Anna Houston
- Andrea Craft
- Lencia Mountjoy
- Denise Palmer
- EG Plummer
- Bob Rowland
- Greg Schulz
- Chuck Stallard
- Kandy Stroup
- Louellen Turner
- Claudia Watts
- Kathy White

### MESSAGE:

Mr Catlett -  
Re: Revised T-35 & T-36 (Signed)  
on standard forms as requested

Thanks. If you have questions,  
please contact me at 859.936.8503.

Daniel R. Davis,  
Title IX Coordinator  
Danville Schools

TRADITION

INNOVATION

EXCELLENCE



**BUDGETED AND ACTUAL EXPENDITURES - PROGRAM COMPARISON CHART**  
**2003-2004**  
**TO INCLUDE BOOSTER CLUB FUNDING**

	equipment and supplies		travel		awards		coaches' salaries (to include supplemental and extended employment)		facilities improvements		publications (if sport-specific)	
	B	E	B	E	B	E	B	E	B	E	B	E
G basketball	150	2443	1112	2091	125	0	6140	6140	Not App.	Not App.	Not App.	Not App.
B basketball	1982	2720	1129	2286	100	0	7480	7480	Not App.	Not App.	Not App.	Not App.
G softball	395	938	996	504	90	149	3870	3870	Not App.	Not App.	Not App.	Not App.
B baseball	1402	1380	650	727	100	98	3190	3190	Not App.	Not App.	Not App.	Not App.
G cross country	850	523.50	600	492	100	158.50	1920	1920	Not App.	Not App.	Not App.	Not App.
B cross country	850	523.50	600	492	100	158.50	1920	1920	Not App.	Not App.	Not App.	Not App.
G golf	780	770	127.50	208	28	25.50	1187.50	1187.50	Not App.	Not App.	Not App.	Not App.
B golf	780	770	127.50	208	28	25.50	1187.50	1187.50	Not App.	Not App.	Not App.	Not App.
G soccer	2483	3306	1150	1146	300	157	6360	6360	Not App.	Not App.	Not App.	Not App.
B soccer	2169	1585	1078	1597	300	252	9420	9420	Not App.	Not App.	Not App.	Not App.
G swimming	0	738	144	678	0	150.50	1905	1905	Not App.	Not App.	Not App.	Not App.
B swimming	0	738	144	678	0	150.50	1905	1905	Not App.	Not App.	Not App.	Not App.

- Budget and expenditures on this 2003-2004 year report due by April 15, 2004, should reflect the total monies budgeted and spent for the entire year of 2002-2003 ending June 30, 2003.
- "B" is for budgeted dollar amounts and "E" is for actual dollar expenditures.
- Booster Club Funding/Contributions must be included in the expenditures total.
- Indicate percentage of total expenditures for each gender: Total Expenditures \$ \_\_\_\_\_ See T-36 for all totals and % \_\_\_\_\_ % for boys T-36 \_\_\_\_\_ % for girls T-36

Principal's Signature: *Amelia Howard*

Date: June 1, 2004

**2003-2004  
BUDGETED AND ACTUAL EXPENDITURES - PROGRAM COMPARISON CHART 2  
TO INCLUDE BOOSTER CLUB FUNDING**

Teams	equipment and supplies		travel		awards		coaches' salaries (to include supplemental and extended employment)		facilities improvements		publications (if sport-specific)	
	B	E	B	E	B	E	B	E	B	E	B	E
G track	1305	1066	650	665.50	100	138	3180	3180	Not App.	Not App.	Not App.	Not App.
B track	1305	1066	650	665.50	100	138	3180	3430	Not App.	Not App.	Not App.	Not App.
G tennis	600	499	200	0	100	40	2375	2375	Not App.	Not App.	Not App.	Not App.
B tennis	505	1250	0	0	100	40	1860	1860	Not App.	Not App.	Not App.	Not App.
G volleyball	Not App.	Not App.	Not App.	Not App.	Not App.	Not App.	Not App.	Not App.	Not App.	Not App.	Not App.	Not App.
B wrestling	1500	782	800	1270	90	66	4060	4060	Not App.	Not App.	Not App.	Not App.
G (list sport)	Not App.	Not App.	Not App.	Not App.	Not App.	Not App.	Not App.	Not App.	Not App.	Not App.	Not App.	Not App.
B (football)	5721	9152	1188	1812	300	321	10975	10975	Not App.	Not App.	Not App.	Not App.
G (list sport)	Not App.	Not App.	Not App.	Not App.	Not App.	Not App.	Not App.	Not App.	Not App.	Not App.	Not App.	Not App.
B (list sport)	Not App.	Not App.	Not App.	Not App.	Not App.	Not App.	Not App.	Not App.	Not App.	Not App.	Not App.	Not App.

- Budget and expenditures on this 2003-2004 year report due by April 15, 2004, should reflect the total monies budgeted and spent for the entire year of 2002-2003 ending June 30, 2003. **\*\*Note: Total Expenditures and Percentages below are for combined for Forms T-35 and T-36.**
- "B" is for budgeted dollar amounts and "E" is for actual dollar expenditures.
- Booster Club Funding/Contributions must be included in the expenditures total.
- Indicate percentage of total expenditures for each gender: Total Expenditures (T-35 & T-36) - \$ 120,203.00 % for boys 65.4% % for girls 34.6%

Principal's Signature:

*Deborah Johnson*

Date: June 1, 2004

## 2003-2004 KHSAA TITLE IX ATHLETICS AUDIT

KHSAA  
Form T41  
Rev. 8/03

### Checklist - Overall Interscholastic Athletics Program

Areas of Compliance	ADVANTAGE TO (Respond based on Internal Evaluation by checking the appropriate column.)		
	GIRLS' PROGRAM	BOYS' PROGRAM	NEITHER PROGRAM
<b>OPPORTUNITIES</b>			
Accommodation of Interest and Abilities			√
<b>BENEFITS</b>			
Equipment and Supplies			√
Scheduling of Games and Practice Time			√
Travel and Per Diem Allowances			√
Coaching			√
Locker Rooms, Practice and Competitive Facilities			√
Medical and Training Facilities and Services			√
Publicity			√
Support Services			√
Athletic Scholarships			NA
Tutoring			NA
Housing and Dining Facilities and Services			NA
Recruitment of Student Athletes			NA

Principal's Signature: Angela H Johnson

Date: April 12, 2004

**DANVILLE SCHOOLS - TITLE IX/KHSAA  
CORRECTIVE ACTION PLAN SY01 & SY02 and Continued for 2002-03 and 2003-04**

To utilize this form, indicated the intended area that needs corrective action and the suggested timetable for implementation. You may copy this form as needed. Please attach corrective action plans along with required Title IX/KHSAA forms and submit by April 15 of each year.

ITEM FOR CORRECTION	SUGGESTED CHANGE	TIME TABLE FOR CORRECTIVE ACTION	STATUS REPORT 4/12/2004
<p><b>1. GIRLS' SOFTBALL FACILITIES</b></p>	<p>A. Conduct study for improvements of girls' softball field at the city park.</p> <p>B. Determine list of possible improvements through school district/ local government cooperation.</p> <p>C. Implement improvements resulting from study and school/local government cooperation.</p> <p>1. Conduct feasibility study of campus girls' softball field (Superintendent, Danville Board of Education, Director of Facilities, &amp; Athletic Director).</p> <p>2. Present results of study.</p>	<p>* Completed</p> <p>* Completed</p> <p>* In Progress</p> <p>* Completed 6/2003</p>	<p>➤ HS Athletic Complex Site Survey Project approved by DBOE- 11/13/2000</p> <p>➤ On 11/19/2001, John Carman &amp; Associates presented a DRAFT Master Plan for the Athletic Complex to the DBOE, including a site survey and cost estimates for girls softball field and other upgrades.</p> <p>➤ Public report on study results presented at DBOE meeting on January 14, 2002.</p> <p>➤ The Master Plan for the Athletic Complex is included in the 2003-2007 Facilities Plan that was approved by the DBOE on June 27, 2003. There are no plans to begin construction in the near future.</p> <p>➤ Plans are for the Girls Softball Team to use the Troy Trumbo Field during the 2004 season.</p>
<p><b>2. UNIFORMS AND EQUIPMENT FUNDING</b></p>	<p>◆ Continue efforts to upgrade and replace uniforms and equipment for all sports on a cyclical basis.</p> <p>◆ Fund non-revenue sports</p>	<p>* Ongoing</p>	<p>➤ Report shared with Title IX/GE Committee on February 19, 2003)</p> <p>➤ Allocation provided by DBOE for support of "Non-Revenue sports" at BMS and DHS; Uniform replacement on a 4-year cycle, with funds from Danville Board of Education.</p>
<p><b>3. GENDER EQUITY/ TITLE IX COMMITTEE MEMBERSHIP</b></p>	<p>◆ Ensure student membership on committee.</p>	<p>* SY 2003-04</p>	<p>➤ Added student to committee - 8/13/2004</p>
<p><b>4. PRIME TIME GIRLS BASKETBALL GAMES</b></p>	<p>◆ Schedule equitable balance of Prime Time games.</p>	<p>* 2004-2005 Season</p>	<p>➤ See Attached Letter mailed to KHSAA - 4/12/04</p>
<p><b>5. STUDENT INTEREST SURVEY</b></p>	<p>◆ Survey students in grades 6-10 on an annual basis</p>	<p>* SY 2003-04</p>	<p>➤ Survey Completed - 3/2004</p>



April 12, 2004

Attn: Larry Boucher, Assistant Commissioner  
Kentucky High School Athletic Association  
2280 Executive Drive  
Lexington, KY 40505

COPY

Dear Mr. Boucher:

I am responding to your letter, dated January 21, 2004, regarding the "prime time" basketball playing opportunities for the Danville High School Girls' Team being insufficient in the 2003-2004 season when compared to those for the boys' basketball team.

I have spoken with Danville High School Athletic Director Sam Harp about this situation. The Danville basketball coaches have been very amenable to season schedules that feature a sufficient number of "prime time" games for both the girls and boys basketball teams. Mr. Harp has been consistent in his efforts to fashion such a schedule. The difficulty is rooted in the reluctance of rival coaches and/or athletic directors to schedule "prime time" girls' basketball games with us.

Beginning in the post-season and in meetings/contacts with coaches and athletic directors from other schools, Athletic Director Sam Harp will document his attempts to develop 2004-2005 basketball schedules that feature a number of "prime time" home games for the girls' team that is comparable to the opportunities afforded to the boys' basketball team. This documentation of contact will include names of schools, coaches, and athletic directors, as well as dates, times, and details of the contacts with rival schools. It is our hope that these efforts will result in at least 40% of girls' basketball games played in "prime time". In fact, this goal will be included in an Action Plan for the school for 2004-2005.

If you have questions or need additional information, please contact me.

Sincerely,

*David R. Davis*

David R. Davis, Title IX Coordinator  
Danville Schools  
152 E. Martin Luther King Blvd.  
Danville, KY 40422  
PH 859.936.8503 Fax 859.238.1330  
[ddavis@danville.k12.ky.us](mailto:ddavis@danville.k12.ky.us)

pc: Angela Johnson, Principal, Danville High School  
Sam Harp, Athletic Director, Danville High School  
Christel Belcher, Chairperson, DHS Gender Equity Committee  
Robert E. Rowland, Superintendent  
Members of the Danville Board of Education

## 2003-2004 INTERSCHOLASTIC ATHLETICS SURVEY

### Summary of Student Responses

School Name	Danville High School Bate Middle School ✓ <i>Do not include</i>
School Enrollment	Danville High School - 490. Bate Middle School - 452. ✓ <i>115 " "</i>
Date	March 2004
Completed By	Christel Belcher, Chairperson, Gender Equity/Title IX Committee School Personnel

**Instructions:**

- Summarize the Student Athletics Interest Surveys Form T-61 by listing the total number of responses on the line next to each sport.
- Under the Other Category please provide a listing of the sports as well as the number of students who are interested in participating.
- Please sign and date the Summary Form (T-63) and mail the Summary Form only to the KHSAA by April 15, 2004. Do not mail the student surveys (Form T-61). However, these Forms should be maintained in your files in the event they are requested subsequently.

566 Number of Surveys

566 Total Returned (*A minimum of 80% return is expected*)

6-12 Grades Surveyed

How Was The Survey Administered? All Grade Level Classes in Required Courses  
(e.g. was it given in all English classes, or all home rooms, or advisee/advisor?)

Fall Sports (List Total Number of Participation Responses)

9 Cross Country (Girls)

21 Cross Country (Boys)

NA Field Hockey (Girls) ✓

101 Football (Boys)

2 Golf (Girls)

5 Golf (Boys)

37 Soccer (Girls)

37 Soccer (Boys)

NA Volleyball (Girls) ✓

NA Volleyball (Boys)

Winter Sport (List Total Number of Participation Responses)

24 Basketball (Girls)

72 Basketball (Boys)

NA Gymnastics (Girls)

6 Indoor Track (Girls and Boys)

22 Swimming & Diving (Girls and Boys)

14 Wrestling (Boys)

Spring Sport (List Total Number of Participation Responses)

- 41 Baseball (Boys)
- 23 Fast Pitch Softball (Girls)
- NA Slow Pitch Softball (Girls)
- 13 Tennis (Girls)
- 13 Tennis (Boys)
- 42 Track (Girls)
- 37 Track (Boys)
- 31 Cheerleading (Girls)

*do not add to this report*

Other Sports (From Student Survey T-61 Question 10)

**Sport – # of Students Interested**      **Sport – # of Students Interested**

Football – 187	Swimming - 4
Boys' Soccer - 4	Baseball - 4
Girls' Soccer – 10	Softball - 16
Boys' Golf - 3	Boys' Track - 5
Boys' CC – 2	Girls' Track - 9
Girls' CC – 4	Girls' Tennis - 4
Boys' BB – 15	Cheerleading - 8
Girls' BB – 20	Volleyball – 8
Wrestling – 6	Dance - 2

Number of Students who participate in Intramural Sports.  
(From Student Survey T-61 Question 5)

<u>Sport</u>	<u>Number</u>
<b><u>Not Applicable</u></b>	_____
_____	_____
_____	_____
_____	_____
_____	_____
_____	_____

List Intramural Sports students are interested in adding:  
(From Student Survey T-61 Question 6)

<u>Sport</u>	<u>Number</u>
<b><u>Not Applicable</u></b>	_____
_____	_____
_____	_____
_____	_____
_____	_____
_____	_____

Participation in Non-School Sports Activities  
(From Student Survey T-61 Question 7)

<u>Sport</u>	<u>Number</u>
<u>BY Soccer</u>	<u>18</u>
<u>Select Soccer</u>	<u>23</u>
<u>Indoor Soccer</u>	<u>14</u>
<u>Basketball</u>	<u>52</u>
<u>Baseball</u>	<u>30</u>
<u>Softball</u>	<u>16</u>
<u>Swimming</u>	<u>30</u>

Six or fewer students also listed All-Star Cheer, All-Star Dance, Tennis, Hockey, Golf, Karate, Horseback Riding, and Other.

Reasons for not participating in interscholastic athletics.  
(From Survey Question 8)

Response	Number
----------	--------

In order to gain a large number and variety of answers, the listing of answer choices below was not included in the question. Please see the attached tabulation sheet for the results.

- \_\_\_\_\_ I prefer other activities such as band, chorus, etc.
- \_\_\_\_\_ I don't have time
- \_\_\_\_\_ The practice schedules and game times are inconvenient
- \_\_\_\_\_ The sport I like isn't offered
- \_\_\_\_\_ It's too expensive
- \_\_\_\_\_ I prefer to participate in club or intramural sports
- \_\_\_\_\_ Working
- \_\_\_\_\_ Other

Student Suggestions to encourage participation

**Question # 9 was not included on the Danville survey.**

---



---



---



---



---

*Angela H. Johnson*  
Principal's Signature

*April 12, 2004*  
Date



Reasons listed for not participating in a sport:

6<sup>th</sup> grade Females

Already in a sport

I've got better things to do

Don't like sports

They don't offer what I like to do (No sport listed)

Don't want to

Like to spend time with my family

Not offered (Showing horses)

Not athletic type

Too busy with church and school activities

I'm a girl, can't play football

Not enough money to do it

Lack of time

6<sup>th</sup> grade males

Don't like it

Too much homework

Just don't want to (4 response to this)

Don't like teams

I'm into the arts

7<sup>th</sup> grade Females

Homework

Other after school activities

Play basketball outside of school

Don't want to

Don't like sports

Too much work

Band

I don't like to sweat a lot

We stay after school for homework

7<sup>th</sup> grade Males

Takes too much time

Leg muscles too slow

Don't want to

Don't like sports

No reason

I am in drama

Dumb and pointless

Have stuff to do

No time and don't like sports

8<sup>th</sup> grade females

Too busy with all-star cheerleading

Too busy

Scoliosis treatment limits me

Not any good and don't like to play

Not any good at

No car

I prefer academic activities

Lack of athletic ability, I just don't want to

I do activities other than sports

I am in band

I don't like sports

Not available (Nothing listed)

I'm not good

8<sup>th</sup> Grade Males

DANVILLE SURVEY  
QUESTION #8 ANSWERS  
2 of 3

Because of money and homework on the same day  
Boring and I am too lazy and it's stupid  
I'm not really competitive  
I'm not athletic  
Don't want to  
Too busy  
Cause I'm a gangsta  
Don't know anyone  
Don't care about sports  
Too time consuming

9<sup>th</sup> grade Females

I'm not good at sports  
I'm in band  
Not enough time  
I don't care for Danville High  
I'm not an admiral fan  
Not a sports fan  
Not interested  
I have back problems  
I don't like sports  
Because I am in band  
Not interested, no transportation  
Don't want to participate  
Because Danville doesn't have a dance team  
I participate in horseback riding

Grades

Work after school

9<sup>th</sup> Grade Males

Waste of time  
Not interested  
I don't want to  
Health  
Because I don't like them  
I would rather higher my educational standing than play a sport  
No fun  
Not enough time  
Takes up my time  
I like to chill with my girlfriend  
I don't get along with many of the football players  
No time  
Not my hobby

10<sup>th</sup> Grade Females

Don't like sports  
I'm lazy  
I'm not a competitive person  
Just not my thing  
Scheduling issues  
Don't like coaches  
Dance sports are not offered  
10<sup>th</sup> grade males  
Not enough time  
Don't feel like it

DANVILLE SURVEY  
QUESTION # 8  
3 of 3

Grades are more important  
Racing (non-school sport)  
Work too much homework  
Asthma  
Don't see the value in sports  
I hate organization



**TITLE IX**  
**FIVE-YEAR ACCOMPLISHMENTS**  
**1999-2004**

KHSAA  
 Form T68  
 Rev. 9/03

At the end of this school year, as we complete the 5-year KHSAA Title IX Compliance Project, the KHSAA will provide the Kentucky Department of Education a status report of accomplishments. Please review your school's progress since 1999-2000 and itemize those accomplishments that you feel you have made in your efforts to provide greater gender equity in athletics at your school. For example: Softball field lights (or other improvements), specific amounts of "prime time" playing opportunity adjustments, cheerleading balance, equitable equipment replacement schedules, equitable pay for coaches, equitable opportunities for facilities use, establishment of additional sports, establishment of more teams at various levels, equalizing number of contests per season, etc.)

<p align="center"><b>Opportunities</b>                  (Example: Sports or Levels of Teams Added for Girls)</p>	<p>Soccer, Softball, and Golf were added as high school sports for girls. Soccer and softball for girls and baseball for boys were added to the <del>middle school athletic program.</del></p>
<p align="center"><b>Equipment and Supplies</b>                  (Example: New Equipment – batting cages, soccer goals, uniforms, balls, bats, etc.)</p>	<p>Uniform and equipment replacement for athletic teams were placed on an equitable, 4-year cyclical schedule, and the Danville Board of Education provided an allocation of \$ 9000/year to the athletic director who facilitates the process.</p>
<p align="center"><b>Scheduling of Games and Practice Times</b>                  (Example: 50/50 scheduling ratio of boys' games to girls'. Additional weekend "prime time" opportunities)</p>	<p>The athletic director works closely with coaches to ensure equity in the scheduling of girls' and boys' sporting events, including efforts to schedule "prime time" events for girls' athletic teams.</p>
<p align="center"><b>Travel and Per-Diem</b>                  (Example: Spring Break Trip for Softball, Upgrade of meals or meal opportunities)</p>	<p>The school/district has not sponsored out of state spring break trips for athletic teams in the recent past. Close attention is given to provide equitable travel opportunities for all athletic and academic teams.</p>
<p align="center"><b>Coaching</b>                  (Example: Hiring of additional coaches, paying equitable salaries)</p>	<p>Equitable salaries/stipends are paid to coaches and cheerleading sponsors at <del>both the middle and high schools.</del> All high school head coaches and most assistant coaches are paid on an indexed salary in the Danville Schools.</p>

<p><b>Other Title IX Advancements</b></p>	<p>Since 1999-2000, a KHSAA Audit of Danville High School has been completed. As a result of that audit, a Title IX/Gender Equity Committee has met on a quarterly basis and has been influential in the advancements described elsewhere in this report.</p>
<p><b>Locker Rooms, Practice and Competitive Facilities</b> (Example: New or Renovated Facilities)</p>	<p>Significant upgrades have been made to the Athletic Complex practice and playing fields. The district also helps to maintain and upgrade the girls' softball field at Jackson Park, which is owned by the City of Danville. A comprehensive site review has been conducted at the Athletic Complex that includes expanded practice and playing fields. This site review has been included in the district's Facility Plan, with improvements contingent upon funding.</p>
<p><b>Medical and Training Services</b> (Example: Additional or equitable sports coverage by medical support personnel, access to weight room)</p>	<p>All athletes have equitable access to the weight room and training facilities under assigned supervision. The district hired a full-time athletic trainer in 2003-04. Students are being trained as assistants to the Head Trainer.</p>
<p><b>Publicity</b> (Example: New or improved promotional opportunities at sporting events: 1. Dance/Pep/Cheerleaders 2. Posters 3. Radio/Television )</p>	<p>Because of the successes of Danville athletics, publicity for athletic/extracurricular activities has not been a problem. Additionally, several stories or articles about school teams have been featured in various media in the local and surrounding area.</p>
<p><b>Support Services</b> (Example: Additional funding for girls' sports)</p>	<p>The Board of Education allocates \$ 5000 to Bate MS and \$ 12,000 to Danville HS to support "non-revenue" sports.</p>

Principal's Signature: Angela H. Johnson Date: April 12, 2004

**DANVILLE SCHOOLS**  
**152 E. Martin Luther King Blvd.**  
**Danville, KY 40422**

**BUDGETED AND ACTUAL EXPENDITURES - PROGRAM COMPARISON CHART**  
**TO INCLUDE BOOSTER CLUB FUNDING**

2003-2004

DANVILLE HIGH SCHOOL - REVISED

KHSAA  
 Form T-35  
 REV. 8/03

	equipment and supplies		travel		awards		coaches' salaries (to include supplemental and extended employment)		facilities improvements		publications (if sport-specific)	
	B	E	B	E	B	E	B	E	B	E	B	E
G basketball	150	2443	1112	2091	125	0	6140	6140	Not App.	Not App.	Not App.	Not App.
B basketball	1982	2720	1129	2286	100	0	7480	7480	Not App.	Not App.	Not App.	Not App.
G softball	395	938	996	504	90	149	3870	3870	Not App.	Not App.	Not App.	Not App.
B baseball	1402	1380	650	727	100	98	3190	3190	Not App.	Not App.	Not App.	Not App.
G cross country	850	523.50	600	492	100	158.50	1920	1920	Not App.	Not App.	Not App.	Not App.
B cross country	850	523.50	600	492	100	158.50	1920	1920	Not App.	Not App.	Not App.	Not App.
G golf	780	770	127.50	208	28	25.50	1187.50	1187.50	Not App.	Not App.	Not App.	Not App.
B golf	780	770	127.50	208	28	25.50	1187.50	1187.50	Not App.	Not App.	Not App.	Not App.
G soccer	2483	3306	1150	1146	300	157	6360	6360	Not App.	Not App.	Not App.	Not App.
B soccer	2169	1585	1078	1597	300	252	9420	9420	Not App.	Not App.	Not App.	Not App.
G swimming	0	738	144	678	0	150.50	1905	1905	Not App.	Not App.	Not App.	Not App.
B swimming	0	738	144	678	0	150.50	1905	1905	Not App.	Not App.	Not App.	Not App.

- Budget and expenditures on this 2003-2004 year report due by April 15, 2004, should reflect the total monies budgeted and spent for the entire year of 2002-2003 ending June 30, 2003.
- "B" is for budgeted dollar amounts and "E" is for actual dollar expenditures.
- Booster Club Funding/Contributions must be included in the expenditures total.
- Indicate percentage of total expenditures for each gender: Total Expenditures \$ \_\_\_\_\_ See T-36 for all totals and % \_\_\_\_\_ % for boys T-36 \_\_\_\_\_ % for girls T-36

Principal's Signature: *Amelia Johnson*  
 Copyright 1999, Good Sports, Inc., Title IX and Gender Equity Specialists. All rights reserved.

Date: June 1, 2004

2003-2004  
**BUDGETED AND ACTUAL EXPENDITURES - PROGRAM COMPARISON CHART 2**  
 TO INCLUDE BOOSTER CLUB FUNDING

Teams	equipment and supplies		travel		awards		coaches' salaries (to include supplemental and extended employment)		facilities improvements		publications (if sport-specific)	
	B	E	B	E	B	E	B	E	B	E	B	E
G track	1305	1066	650	665.50	100	138	3180	3180	Not App.	Not App.	Not App.	Not App.
B track	1305	1066	650	665.50	100	138	3180	3430	Not App.	Not App.	Not App.	Not App.
G tennis	600	499	200	0	100	40	2375	2375	Not App.	Not App.	Not App.	Not App.
B tennis	505	1250	0	0	100	40	1860	1860	Not App.	Not App.	Not App.	Not App.
G volleyball	Not App.	Not App.	Not App.	Not App.	Not App.	Not App.	Not App.	Not App.	Not App.	Not App.	Not App.	Not App.
B wrestling	1500	782	800	1270	90	66	4060	4060	Not App.	Not App.	Not App.	Not App.
G (list sport)	Not App.	Not App.	Not App.	Not App.	Not App.	Not App.	Not App.	Not App.	Not App.	Not App.	Not App.	Not App.
B (football)	5721	9152	1188	1812	300	321	10975	10975	Not App.	Not App.	Not App.	Not App.
G (list sport)	Not App.	Not App.	Not App.	Not App.	Not App.	Not App.	Not App.	Not App.	Not App.	Not App.	Not App.	Not App.
B (list sport)	Not App.	Not App.	Not App.	Not App.	Not App.	Not App.	Not App.	Not App.	Not App.	Not App.	Not App.	Not App.

- Budget and expenditures on this 2003-2004 year report due by April 15, 2004, should reflect the total monies budgeted and spent for the entire year of 2002-2003 ending June 30, 2003. **\*\*Note: Total Expenditures and Percentages below are for combined for Forms T-35 and T-36.**
- "B" is for budgeted dollar amounts and "E" is for actual dollar expenditures.
- Booster Club Funding/Contributions must be included in the expenditures total.
- Indicate percentage of total expenditures for each gender: **Total Expenditures (T-35 & T-36) - \$ 120,203.00**    % for boys **65.4%**    % for girls **34.6%**

Principal's Signature: \_\_\_\_\_

*Angela H. Johnson*

Date: June 1, 2004

**DANVILLE SCHOOLS**  
152 E. Martin Luther King Boulevard  
Danville, Kentucky 40422

*Danville*

Attn: Phyllis Catlett  
Kentucky High School Athletic Association  
2280 Executive Drive  
Lexington, KY 40505



40505+4852 63

